




Montanari Lifts Components Pvt. Ltd.

GEARS AND COMPONENTS FOR LIFTS



M76

Travel With World Leader





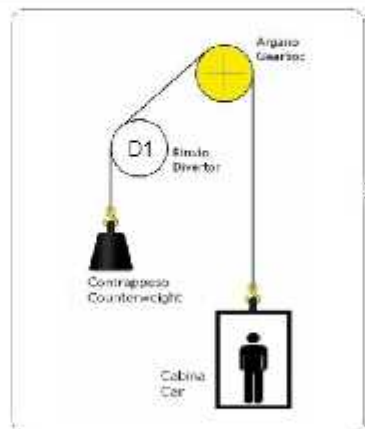
Montanari Giulio & C.

ARGANI E COMPONENTI PER ASCENSORI
GEARS AND COMPONENTS FOR LIFTS

TECHNICAL SHEET

INSTALLATION DATA

RULE	UNI EN81-1 2010
LOAD [Kg]	480.00
CABIN SPEED [m/s]	1.00
ROPING	1:1
CAR WEIGHT [Kg]	450.00
CABLES WEIGHT [Kg]	11.00
OVERLOAD FACTOR [%]	125
GEARBOX DISTANCE [m]	0.00
INSTALLATION TRAVEL [m]	25.00
COUNTERWEIGHT [Kg]	690.00
COMPENSATION ROPES [%]	0
ACCELERATION REQUIRED [m/s ²]	0.70
EFFICIENCY OF THE INSTALLATION	0.79

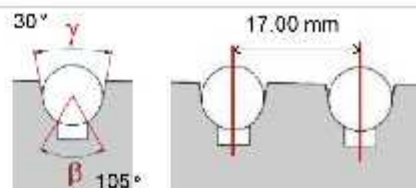


TRACTION ROPES

NUMBER OF ROPES [no.]	4	ROPES DIAMETER [mm]	10.00
ROPES WEIGHT [kg]	34.00	ROPES RESISTANCE [N]	44000

TRACTION SHEAVE

TRACTION SHEAVE [mm]	520
TYPE OF GROOVE	ROUND WITH UNDERCUT
NUMBER OF GROOVES [no.]	4
WRAP ANGLE [°]	175



RESULTS

PRODUCT	M76	MOTOR	VF132S.22 - 50 [Hz]
RATIO	1:37	MOTOR POLES [Nr]	4
GEARBOX POWER [Kw]	5.5	MAX. STATIC LOAD [Kg]	2300
REAL STATIC LOAD [Kg]	1654	MAX. TORQUE MOMENT [Nm]	76.00
STARTING TORQUE [Nm]	50.03	MOTOR CURRENT [A]	14.20
INPUT TORQUE [Nm]	28.46	MOTOR DRIVING TYPE	VVVF
OUTPUT TORQUE [Nm]	884.63	NOMINAL MOTOR RPM [rpm]	1380
MOTOR REAL STARTING CURRENT [A]	27.50	MOTOR RPM [rpm]	1359 - 45
INSTALLATION ASYN. SPEED [m/s]	1.00	FLYWHEEL INERTIA [Kgm ²]	0.01
		MOTOR INERTIA [Kgm ²]	0.00
		ROTOR INERTIA [Kgm ²]	0.03
		GEAR INERTIA [Kgm ²]	0.04
		INSTALLATION INERTIA [Kgm ²]	0.07
		TOTAL INERTIA [Kgm ²]	0.12

RULE CALCULATION RESULTS

MINIMUM SAFETY FACTOR	15.44	REAL SAFETY FACTOR	18.61
EQUIVALENT NUMBER OF PULLEYS	18.05	NEQUIVT	15.20
NOMINAL SHEAVE DIAMETER [mm]	400	NEQLIVP	2.65

CALCULATION T1/T2 vs E^Δ(F*A)

LOAD AND UNLOAD OPERATIONS	1.57 <= 1.95	T1=10634; T2=6768; F=0.22; A=175
DOWNWARDS EMERGENCY BREAKING	1.50 <= 1.84	T1=9898; T2=8583; F=0.2; A=175
UPWARDS EMERGENCY BREAKING	1.65 <= 1.84	
CAR/COUNTERWEIGHT BLOCKED	13.55 >= 3.71	